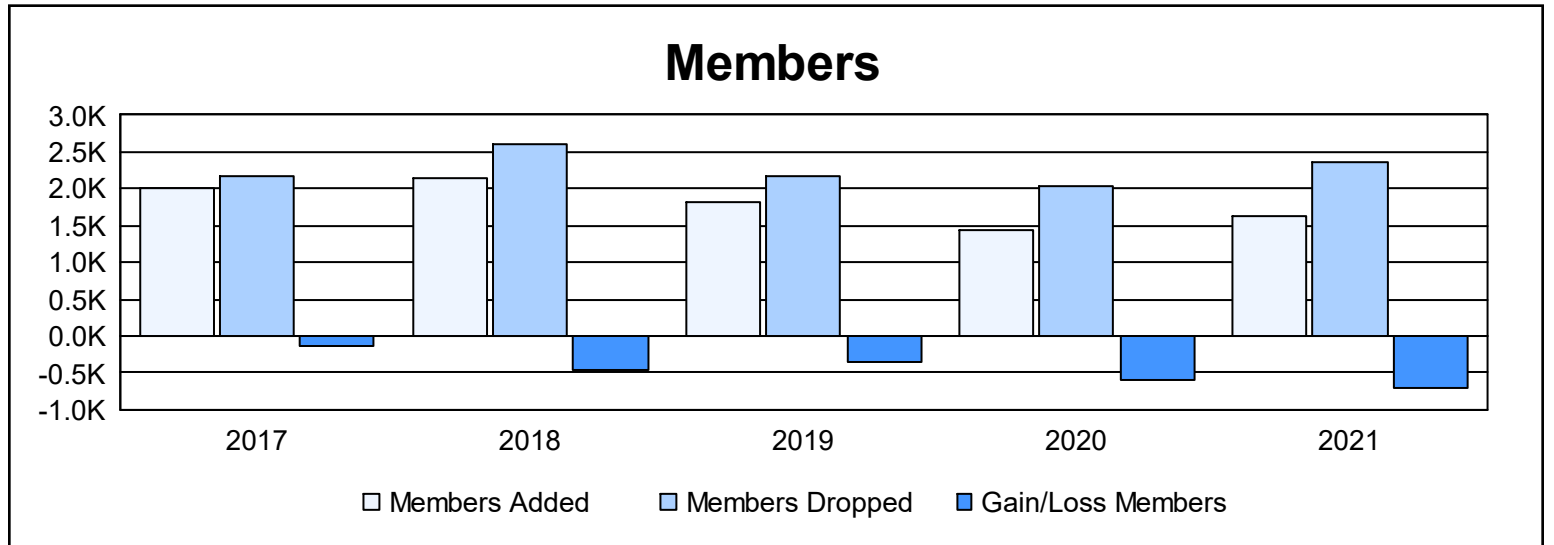
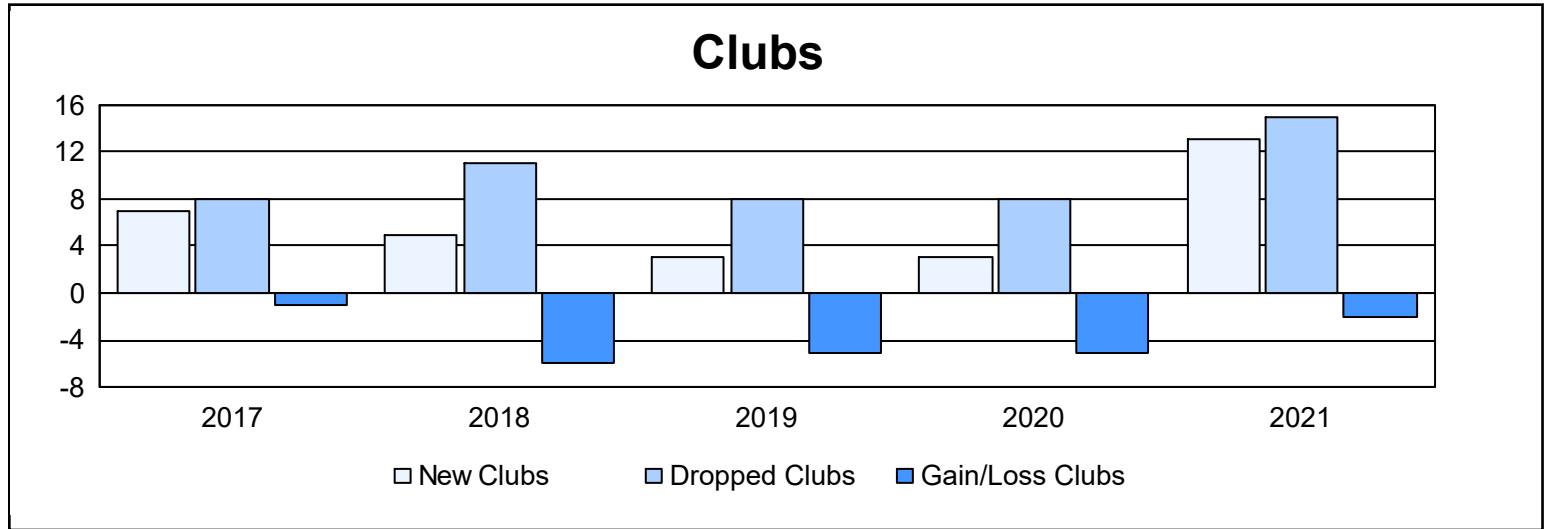
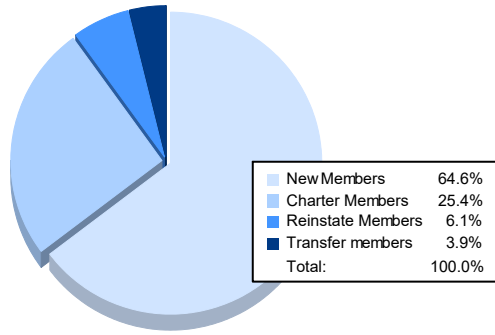


| Year | New Clubs | Dropped Clubs | Gain/ Loss Clubs | New Members | Charter Members | Reinstate Members | Transfer Members | Total Member Added | Total Members Dropped | Gain/ Loss Members |
|----------------|-----------|---------------|------------------|--------------|-----------------|-------------------|------------------|--------------------|-----------------------|--------------------|
| 2016-2017 | 7 | 8 | -1 | 1,662 | 190 | 68 | 92 | 2,012 | 2,158 | -146 |
| 2017-2018 | 5 | 11 | -6 | 1,783 | 137 | 96 | 119 | 2,135 | 2,608 | -473 |
| 2018-2019 | 3 | 8 | -5 | 1,549 | 96 | 73 | 113 | 1,831 | 2,176 | -345 |
| 2019-2020 | 3 | 8 | -5 | 1,202 | 85 | 62 | 89 | 1,438 | 2,038 | -600 |
| 2020-2021 | 13 | 15 | -2 | 1,057 | 415 | 100 | 63 | 1,635 | 2,354 | -719 |
| Average | 6 | 10 | -4 | 1,451 | 185 | 80 | 95 | 1,810 | 2,267 | -457 |



Membership Composition June 2021 Cumulative



Gender Composition June 2021 Cumulative

